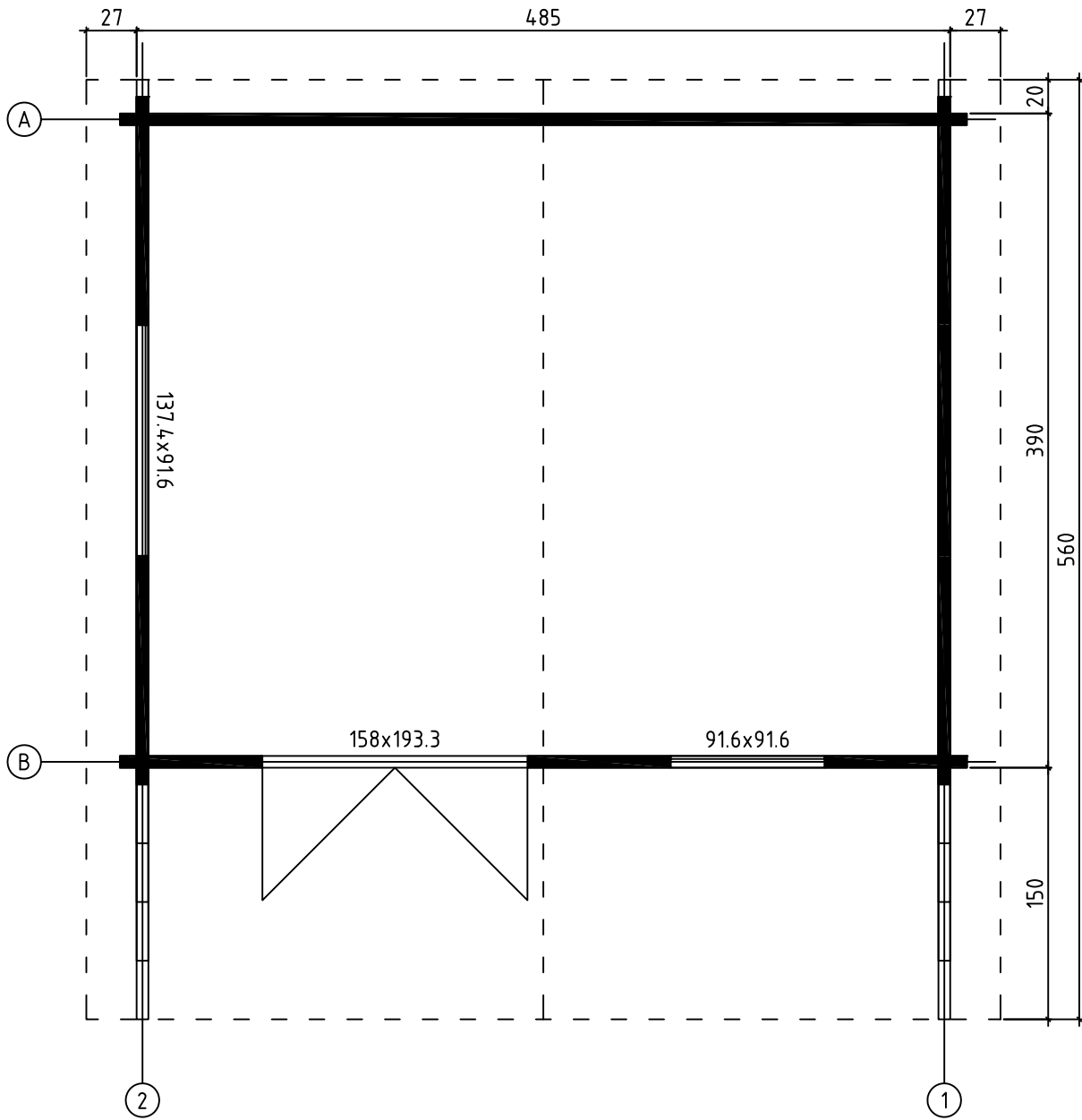


ART.NR. 700702

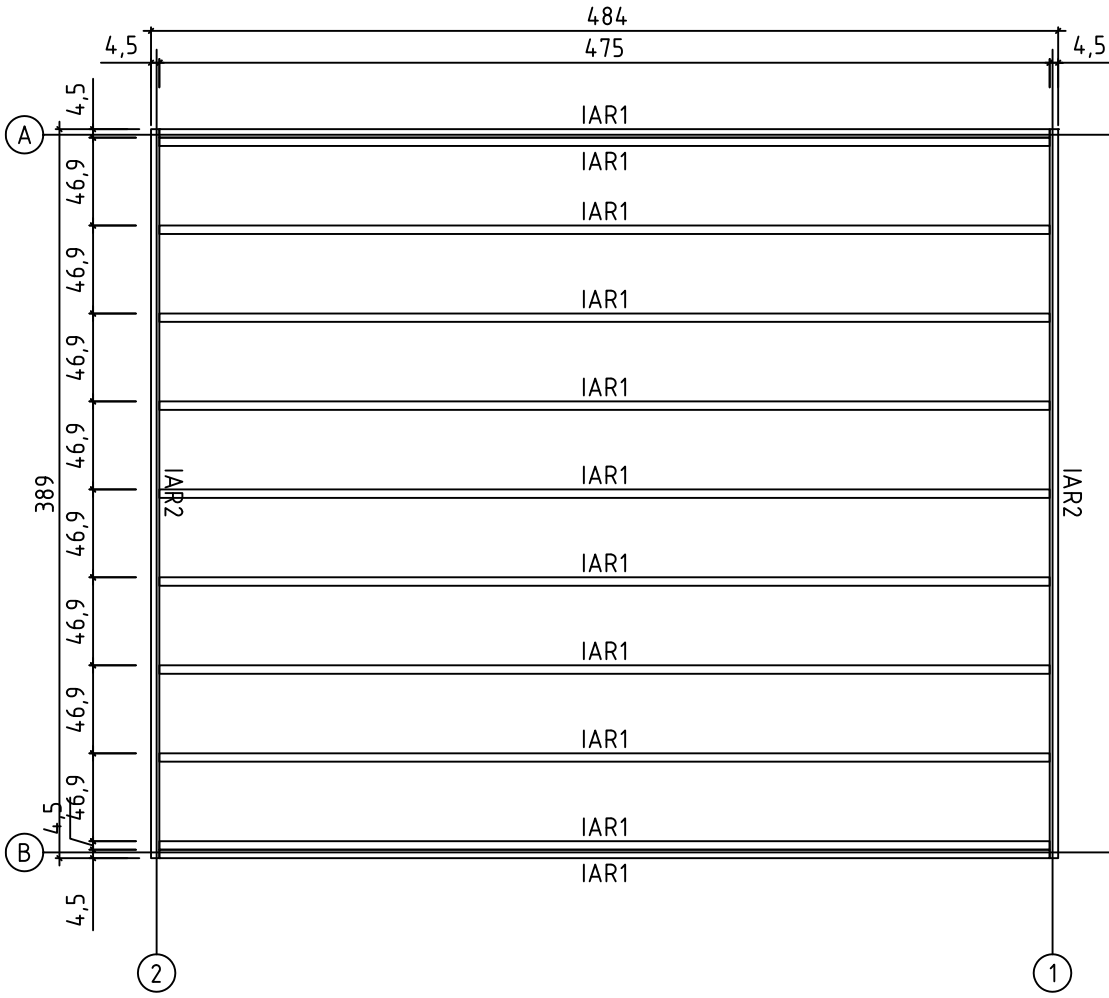
1/9



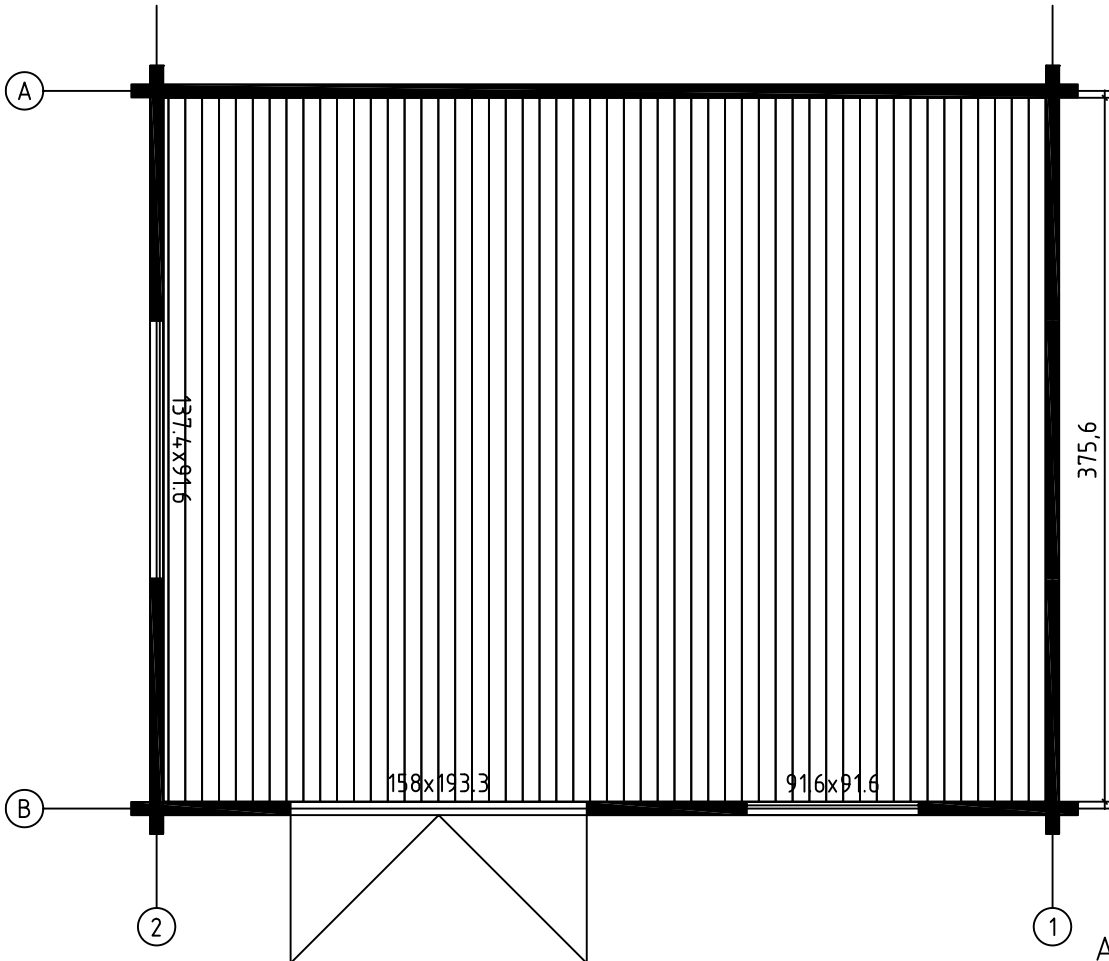
GROUNDPLAN - GRUNDPLAN - PLAN DE MASSE

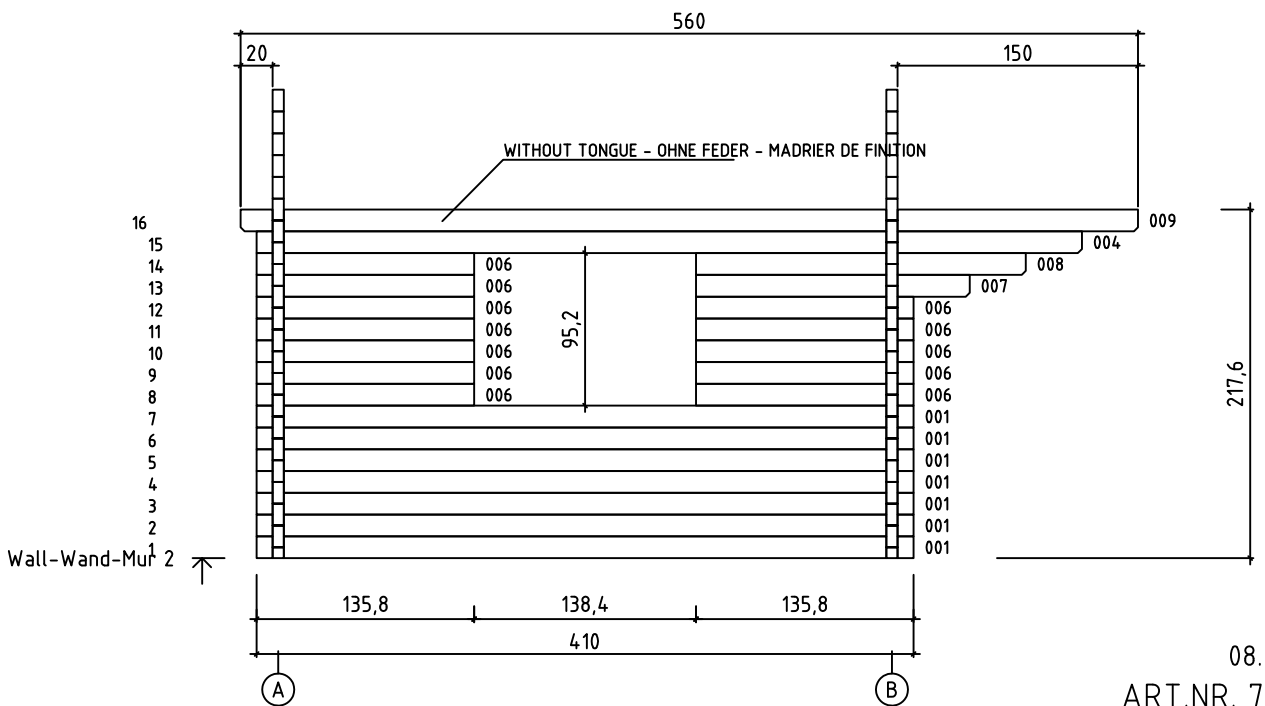
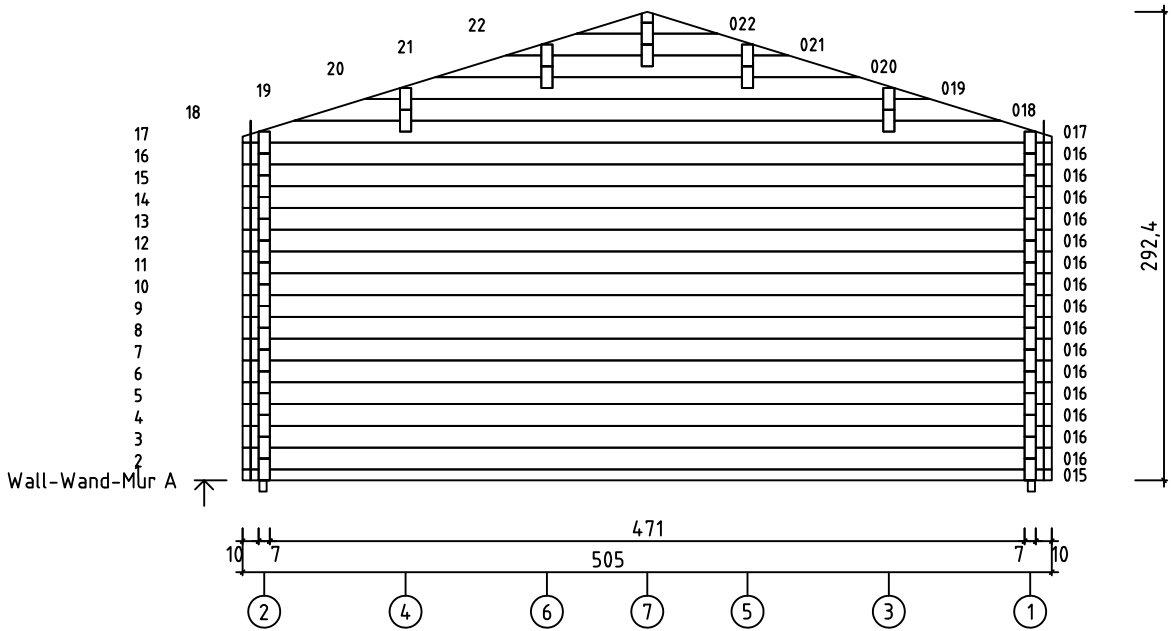
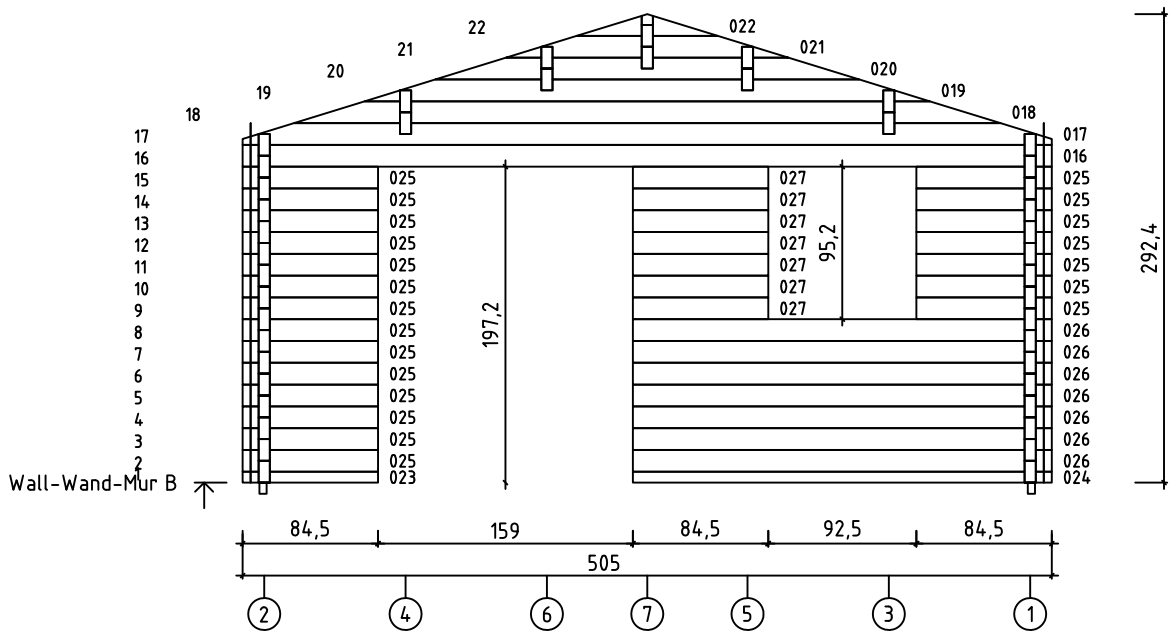


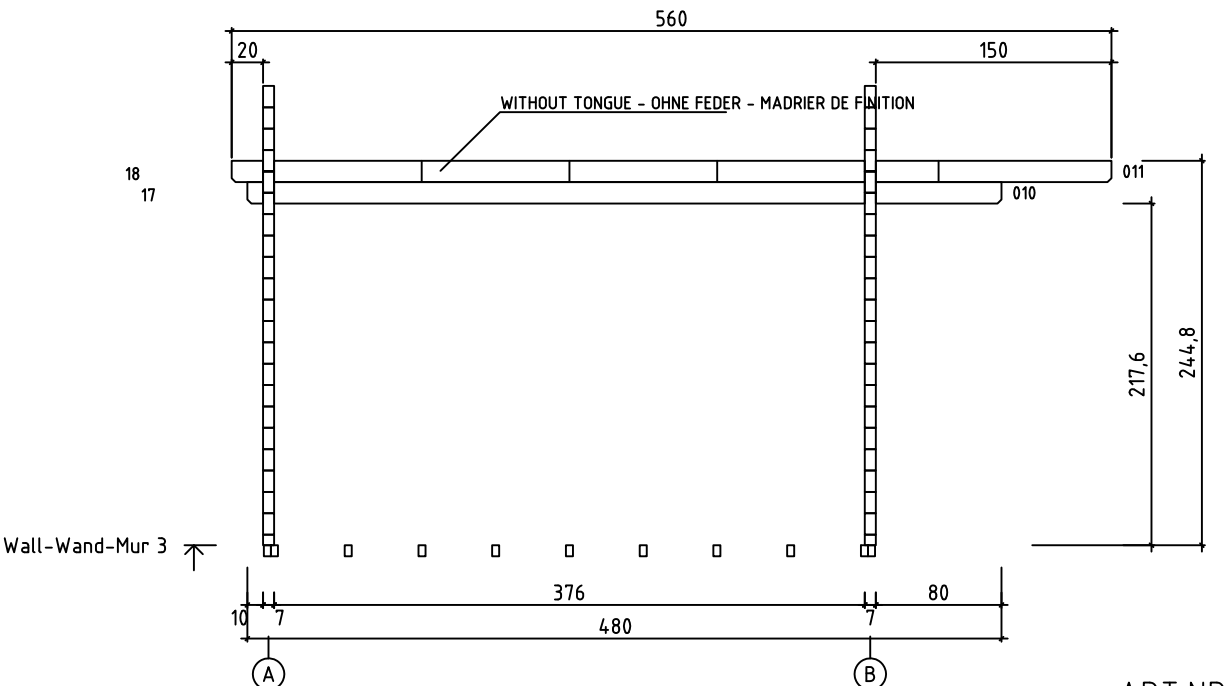
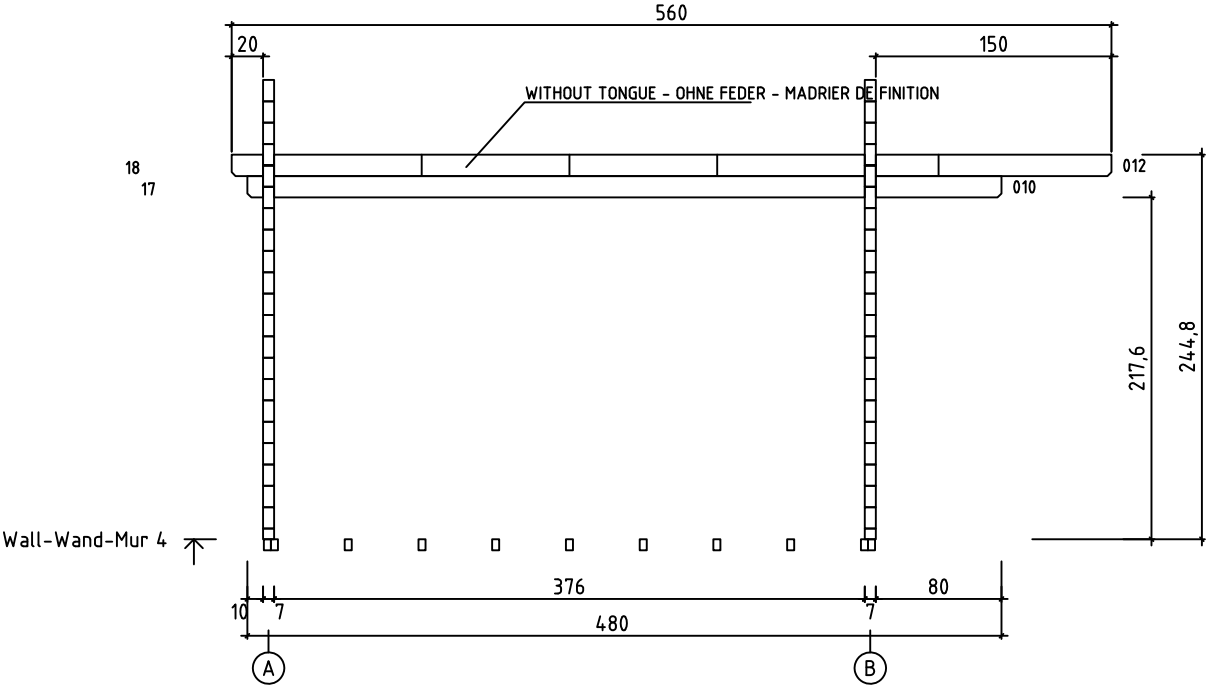
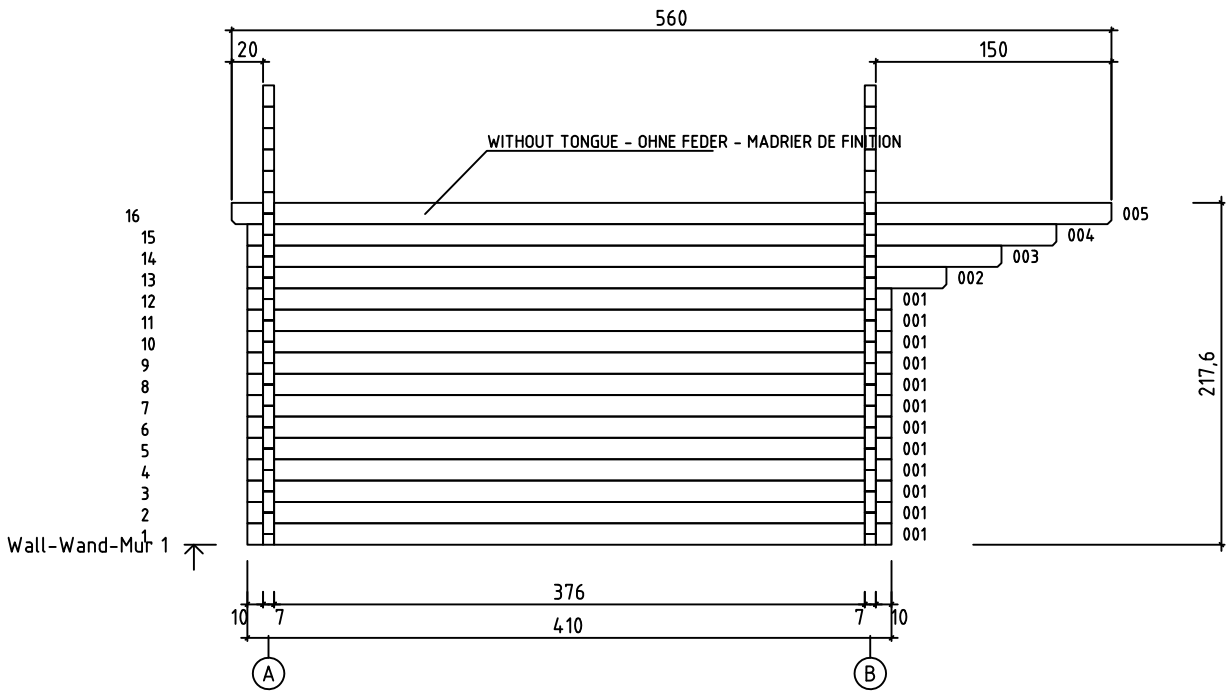
FOUNDATION - FUNDAMENT - FONDATION

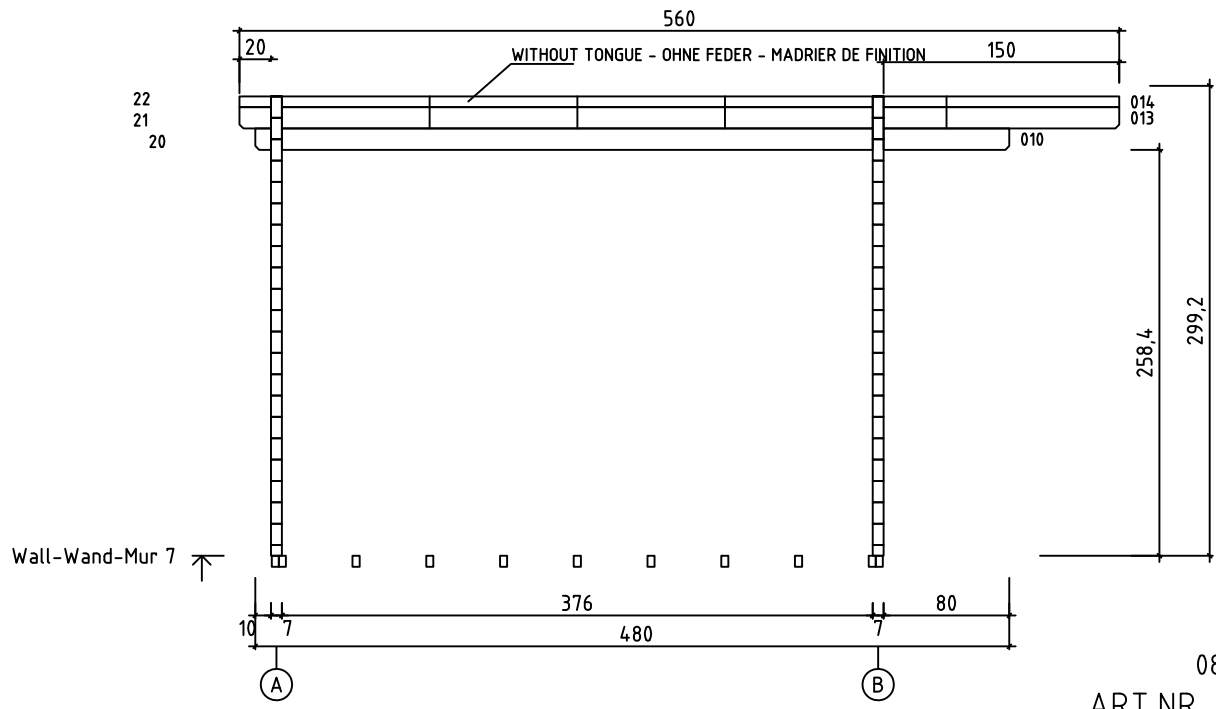
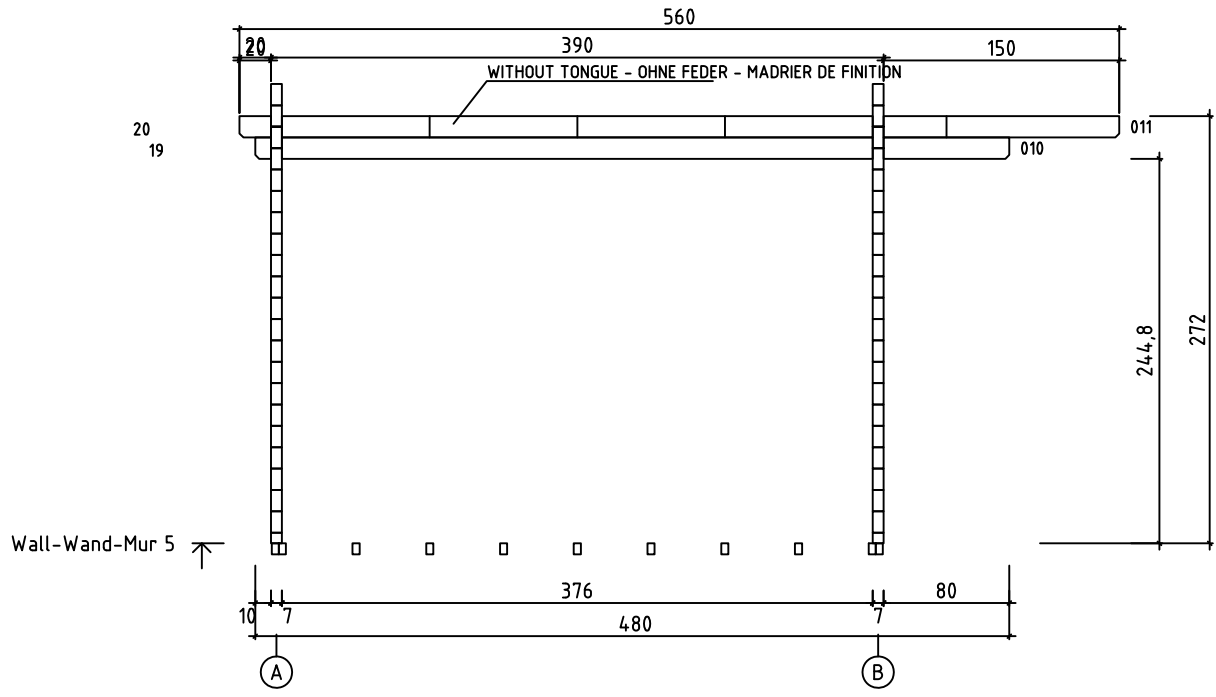
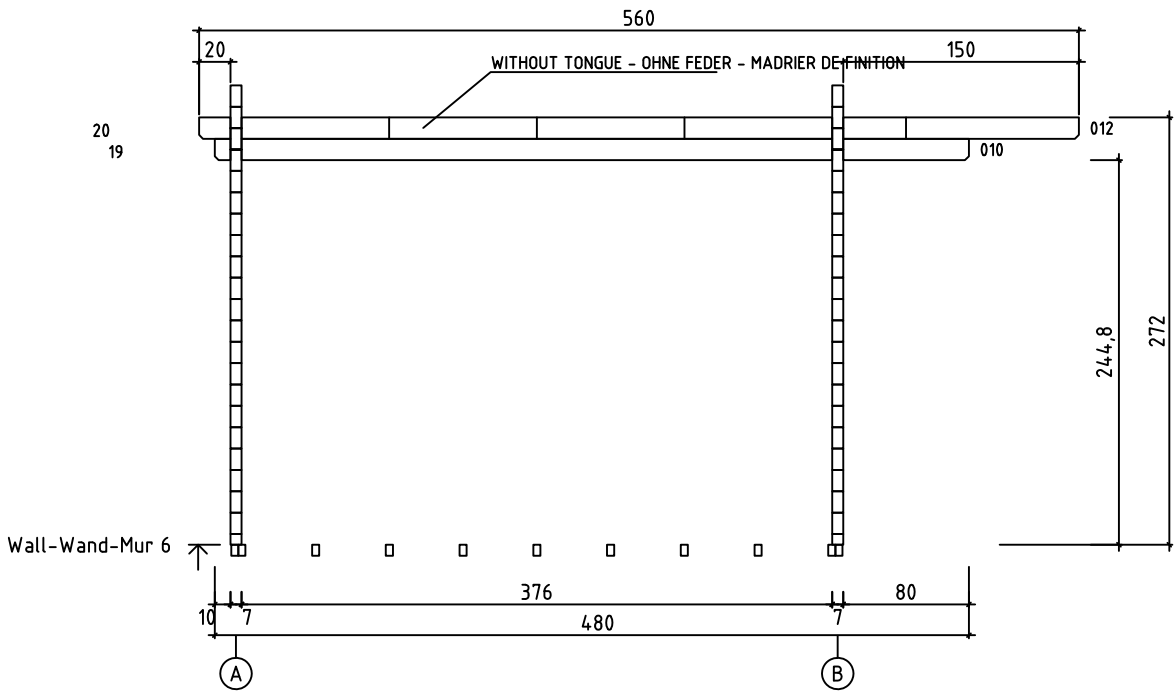


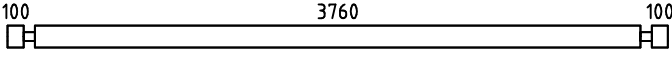
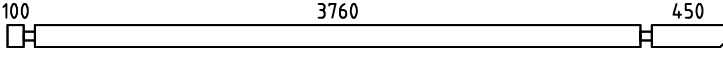

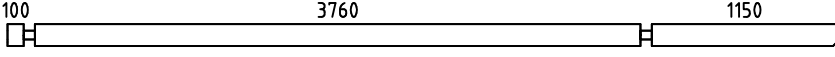



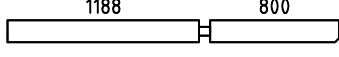


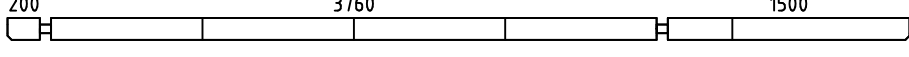
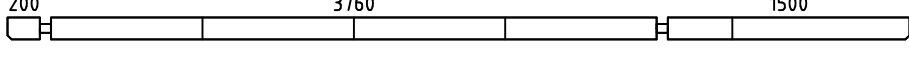
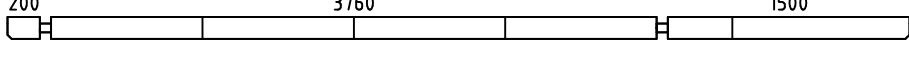








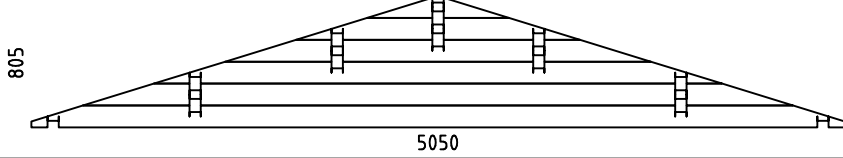
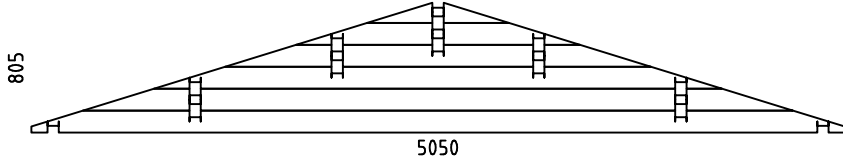
FLOOR BOARDS - FUSSBODENBRETTER - LAME DE PLANCHER







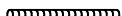

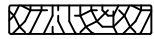




























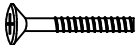


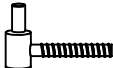


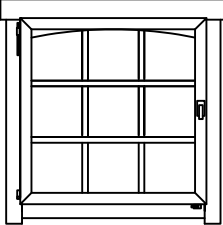
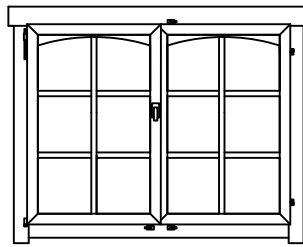
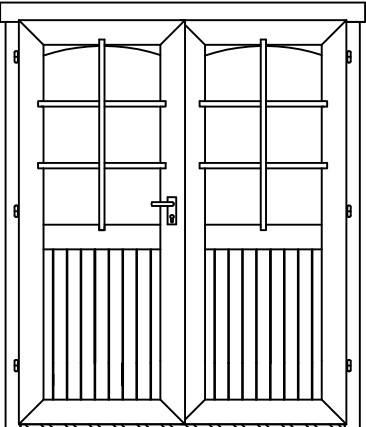




| Pos  | 08.02.2011   | ART.NR. 700702 | 7/9 | St. | Profile (mm) | Lenght (mm) |
|------|--|----------------|-----|-----|--------------|-------------|
| 001  |     |                |     | 19  | 70x136       | 4100        |
| 002  |     |                |     | 1   | 70x136       | 4450        |
| 003  |    |                |     | 1   | 70x136       | 4800        |
| 004  |    |                |     | 2   | 70x136       | 5150        |
| 005  |    |                |     | 1   | 70x136       | 5600        |
| 006  |     |                |     | 12  | 70x136       | 1358        |
| 007  |     |                |     | 1   | 70x136       | 1708        |
| 008  |     |                |     | 1   | 70x136       | 2058        |
| 009  |    |                |     | 1   | 70x136       | 5600        |
| 010  |    |                |     | 5   | 70x136       | 4800        |
| 011  |   |                |     | 2   | 70x136       | 5600        |
| 012  |  |                |     | 2   | 70x136       | 5600        |
| 013  |  |                |     | 1   | 70x136       | 5600        |
| 014  |  |                |     | 1   | 70x68        | 5600        |
| 015  |  |                |     | 1   | 70x68        | 5050        |
| 016  |  |                |     | 16  | 70x136       | 5050        |
| 023  |   |                |     | 1   | 70x68        | 845         |
| 024  |   |                |     | 1   | 70x68        | 2615        |
| 025  |   |                |     | 21  | 70x136       | 845         |
| 026  |   |                |     | 7   | 70x136       | 2615        |
| 027  |   |                |     | 7   | 70x136       | 845         |
| WA-1 |  |                |     | 1   |              |             |
| WB-1 |  |                |     | 1   |              |             |

| Pos  | 08.02.2011   | ART.NR. 700702  | 8/9 | St. | Profile (mm) | Lenght (mm) |
|------|--|---|-----|-----|--------------|-------------|
| IAR1 | FOUNDATION - FUNDAMENT - FONDATION<br>                     |   |     | 11  | 45x70        | 4750        |
| IAR2 | FOUNDATION - FUNDAMENT - FONDATION<br>                      |   |     | 2   | 45x70        | 3890        |
|      | FLOOR BOARDS - FUSSBODENBRETTER - LAME DE PLANCHER   |    |     | 53  | 90x18        | 3756        |
|      | ROOF BOARDS - DACHBRETTER - VOLIGES  |    |     | 126 | 90x18        | 2800        |
|      | FLOOR FILLET-FUSSBODENLEISTE - CORNIERE DE FINITION DU PLANCHER  |    |     |     | 18x18        | 16.92       |
|      | ROOFING FELT FILLET - DACHPAPPENLEISTE - BAGUETTE DE FIXATION DU FEUTRE BITUMEUX   |    |     | 4   | 18x58        | 2850        |
|      | TREADED ROD M12 - GEWINDESTANGE M12 - TIGE FILETÉE M12   |    |     | 4   |              | 180         |
|      | TREADED ROD M12 - GEWINDESTANGE M12 - TIGE FILETÉE M12<br> |   |     | 4   |              | 2000        |
|      | EAVES BOARD - TRAUFBRETT - BANDEAU DE TOIT   |    |     | 4   | 18x90        | 2800        |
|      | ROOF EDGE REINFORCEMENT - DACHRANDVERSTÄRKUNG - CORNIERE DE RENFORT DE BORD DE TOIT  |    |     | 4   | 28x34        | 2800        |
|      | GABLE MOULDING - GIEBELLEISTE<br>PLANCHE DE RIVE         |   |     | 4   | 18x120       | 2850        |
|      | WINDOW HANDLE FITTINGS-FENSTERGRIFF - POIGNÉE D'OUVERTURE DE FENETRE   |  |     | 2   |              |             |
|      | LENGTHENING BOLT FOR TREADED ROD -VERLÄNGERUNGSMUTTER FÜR GEWINDESTANGE - MANCHON DE RACCORDEMENT DE TIGE FILETÉE                            |  |     | 4   |              |             |
|      | DRIVE NUT TREADED ROD - EINSHLAGMUTTER FÜR GEWINDESTANGE - ÉCROU A FRAPPER POUR TIGE FILITÉE   |  |     | 4   |              |             |
|      | NUT FOR TREADED ROD - MUTTER MUTTER FÜR GEWINDESTANGE - ÉCROU POUR TIGE FILETÉE  |  |     | 4   |              |             |
|      | PLAIN WASHER TREADED ROD - UNTERLEGSSCHEIBE FÜR GEWINDESTANGE - RONDELLE PLATE POUR TIGE FILETÉE   |  |     | 4   |              |             |
|      | SCREW FOR GABLE SEGMENT - SCHRAUBEN FÜR DECKBLATT - VIS POUR FIXATION LOSANGE DE FINITION  |  |     | 4   | 3.5x45       |             |
|      | SCREW FOR ROOF BOARDS - SCHRAUBEN FÜR DACHBRETTER - VIS D'ASSEMBLAGE DES VOLIGES DE TOIT   |  |     | 524 | 3.5x50       |             |
|      | SCREW FOR FLOOR BOARDS - SCHRAUBEN FÜR FUSSBODENBRETTER - VIS D'ASSEMBLAGE DES LAMES DE PLANCHER   |  |     | 486 | 3.5x50       |             |
|      | SCREW FOR GABLE MOULDING - SCHRAUBEN FÜR GIEBELLEISTE - VIS DE FIXATION POUR PLANCHE DE RIVE   |  |     | 32  | 3.5x50       |             |
|      | SCREW FOR FILLET - SCHRAUBE ZUR BEFESTIGUNG TÜRLEISTE - VIS D'ASSEMBLAGE DU CADRE DE PORTE   |  |     | 5   | 3x30         |             |
|      | SCREW FOR EAVES BOARDS - SCHRAUBEN FÜR TRAUFBRETTER - VIS DE FIXATION POUR BANDEAU DE TOIT   |  |     | 26  | 4x40         |             |
|      | SCREW FOR ROOF EDGE REINFORCEMENT - SCHRAUBEN FÜR DACHRANDVERSTÄRKUNG - VIS POUR RENFORT DE BORD DE TOIT                                     |  |     | 26  | 4x40         |             |
|      | SCREW FOR ROOF BEAMS - SCHRAUBEN FÜR DACHBALKEN - VIS POUR PANNE DE TOIT   |  |     | 14  | 5x120        |             |
|      | SCREW FOR GABLE - SCHRAUBEN FÜR GIEBEL - VIS POUR FIXATION DES PIGNONS   |  |     | 24  | 5x120        |             |



| Pos | 08.02.2011  | ART.NR. 700702  | 9/9 | St.    | Profile (mm) | Lenght (mm) |
|-----|---|---|-----|--------|--------------|-------------|
|     | SCREW FOR 1. WALL BEAM - SCHRAUBE FÜR 1. BOHLENREIHE - VIS DE FIXATION DES FONDATIONS                           |    | 8   | 5x120  |              |             |
|     | SCREW FOR FUNDAMENT - SCHRAUBEN ZUR BEFESTIGUNG FUNDAMENT - VIS POUR FONDATION                                  |    | 24  | 5x90   |              |             |
|     | SCREW FOR DOOR JAMB - SCHRAUBE FÜR TÜRRAHMEN - VIS DE FIXATION POUR MONTANT DE PORTE                            |    | 4   | 5x90   |              |             |
|     | SCREW FOR FIXING ROOF BEAMS - VERBINDUNGSSCHRAUBEN FÜR DACHPFETTEN - VIS DE FIXATION DES PANNES DE TOIT         |    | 20  | 8x220  |              |             |
|     | ZN NAIL FOR FLOOR FILLET - ZN NÄGEL FÜR FUSSBODENLEISTE - POINTE POUR CORNIERE DE FINITION DU PLANCHER          |    | 38  | 1.4x40 |              |             |
|     | HAMMER BLOCK - SCHLAGHOLZ - CALLE DE FRAPPE   |    | 1   |        |              |             |
|     | SCREW FOR DOORSTEP - SCHRAUBEN FÜR SWELLE - VIS DE FIXATION DU SEUIL DE PORTE                                   |    | 3   | 4.5x65 |              |             |
|     | ZN NAIL FOR ROOFING FELT FILLET - ZN NÄGEL FÜR DACHPAPPENLEISTE - POINTE POUR BAGUETTE FIXATION FEUTRE BITUMEUX |    | 24  | 2x40   |              |             |
|     | BOLT FOR WINDOW HANDLE FITTINGS - BOLZEN FÜR FENSTERGRIFF BESCHLAG - BOULON POUR POIGNÉE D'OUVERTURE DE FENETRE |    | 4   |        |              |             |
|     | GABLE SEGMENT-DECKBLATT - LOSANGE DE FINITION   |    | 2   |        |              |             |
|     | SET OF DOOR LOCK COVERS - SCHLOSSBLENDEN - SET DE GARNITURES DE SERRURE DE PORTE                                |   | 1   |        |              |             |
|     | MALE BOLT HINGE FOR DOOR - TÜRRIEGEL - PARTIE MALE DE CHARNIERE DE PORTE  |  | 6   |        |              |             |
|     | DOOR HANDLE FITTINGS-TÜRGRIF - SET DE GARNITURES DE SERRURE DE PORTE  |  | 1   |        |              |             |
|     | CYLINDER LOCK - ZYLINDERSCHLOSS - CYLINDRE DE SERRURE   |  | 1   |        |              |             |
|     | WINDOW-FENSTER-FENETRE 916x916  | AK.1.109.PSV.K7   | 1   |        |              |             |
|     | WINDOW-FENSTER-FENETRE 1374x916   | TAK.1.106.PSV.K7  | 1   |        |              |             |
|     |                              |    |     |        |              |             |
|     | DOOR-TÜR-PORTE 1580x1933  | TUK.2.056.PVV.MMK7  | 1   |        |              |             |
|     |                              |   |     |        |              |             |